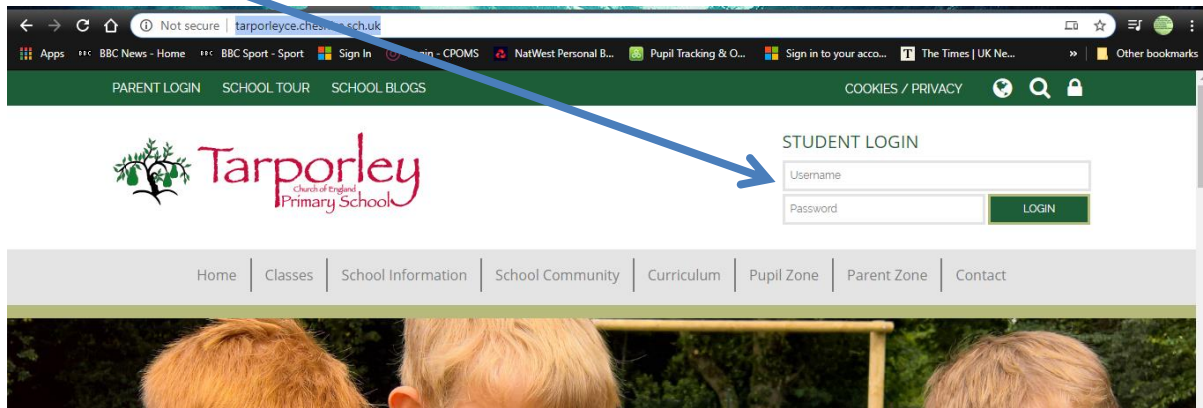


Tarporley CE Primary School Website

- School Spider

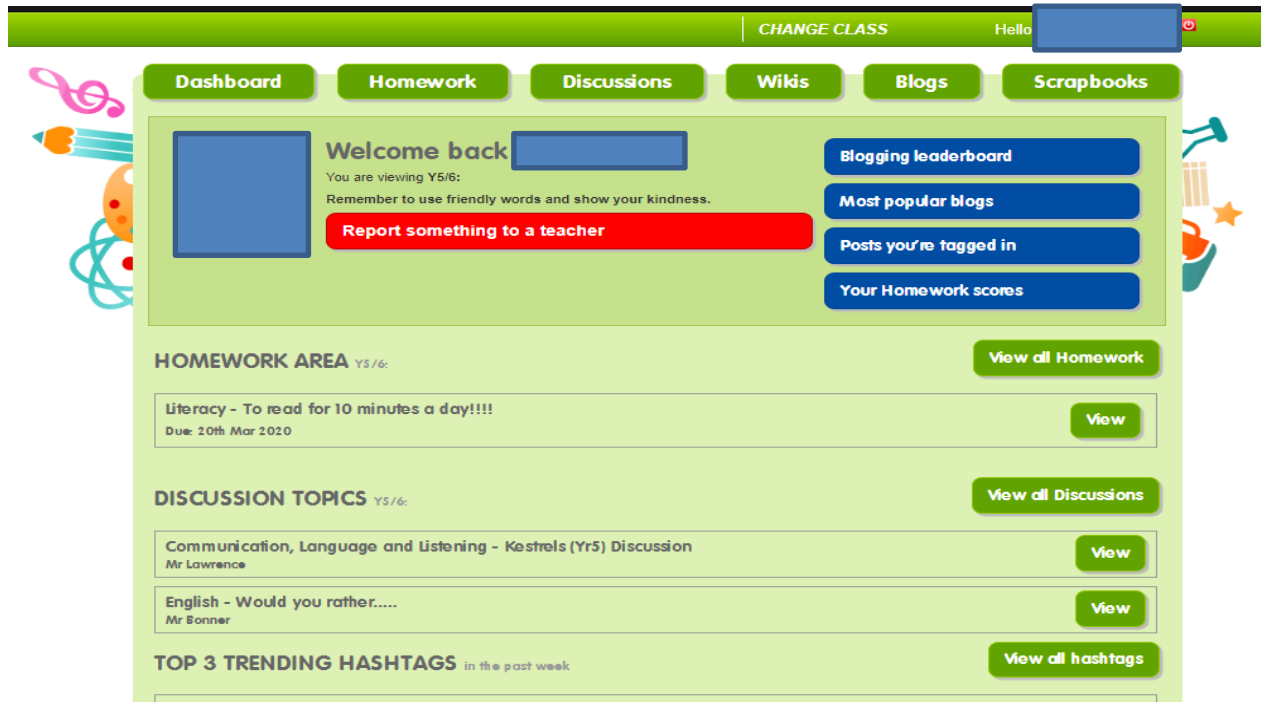
School Spider has a full pupil area included so pupils can pick up homework, engage in online class discussions and blog with pupils at their school and other School Spider schools. It is intuitive and simple and easy to use so pupils of all primary ages can engage with each other safely and securely.

Head to the school website and on the homepage the children will be able to access their student page using the details provided.



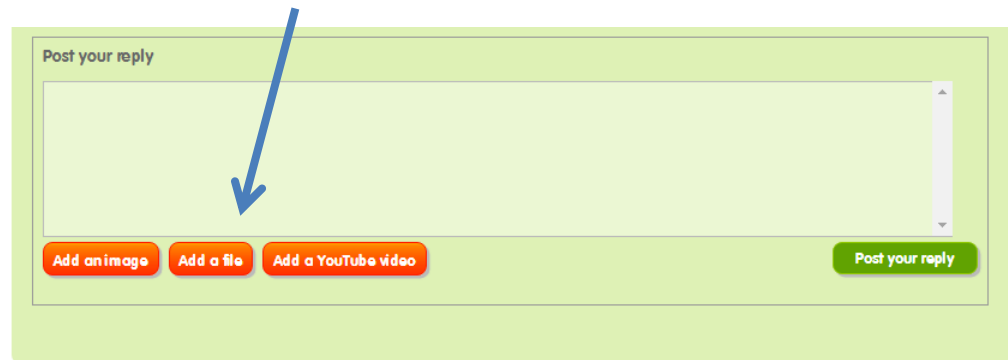
Dashboard

Once students have logged in, they will reach their individual Dashboard, as seen below. From here, they will be able to access a number of areas, all of which will enable them to continue their learning from home.



Internet Safety

It is vital that during this time, when the children will be using the internet and this platform to continue their learning, they need to maintain their safety online. When responding to homework tasks, blogs and discussions, they will have the opportunity to include an image, add a file or a YouTube video if they wish.



Made by:
School Spider

Pupils need to ensure that they do not add any such documents which contain any person information or are inappropriate for the task at hand.

Parents can visit <https://www.schoolspider.co.uk/free-e-safety-guide-keep-children-safe-online-in-school/> for further information on how your child can stay safe online.

Children can also visit <https://www.saferinternet.org.uk/> for the latest tips, advice and resources to help them have a safe and positive time online.

Pupil Home Learning

Teachers are able to easily upload home learning to be picked up by pupils on their computer or iPad. Home learning can contain files to be completed by the pupil, images or videos and pupils are able to easily download files and communicate with other pupils in their class in the comments section.

Pupils then upload their completed home learning to be picked up by the teacher and the home learning can be marked, graded and commented on by the teacher (making the whole process paperless).

School Blogging

Pupils can blog with other pupils across the school safely and securely and also upload media to enhance their blog topics and build up vibrant online discussions.

Along with the swear word and bullying filters, for security pupils have a report blog function which enables pupils to report where unwanted content has been added.

All blogs work on a thumbs up / down voting system which sees the best comments and blogs rise to the top much like social media works in the real world.

Pupils have been made aware that any blog that they create can be seen by all pupils in the school. They must ensure that any blog they create is of an appropriate nature.

School Wikis

Pupils and staff can create and update school Wiki pages in real time with information to be viewed by other students. All page revisions are stored and the teacher has full control to revert to previous versions. As with all pupil sections images, video and files can be uploaded and embedded into the content to make a content rich page.


Scrapbooks

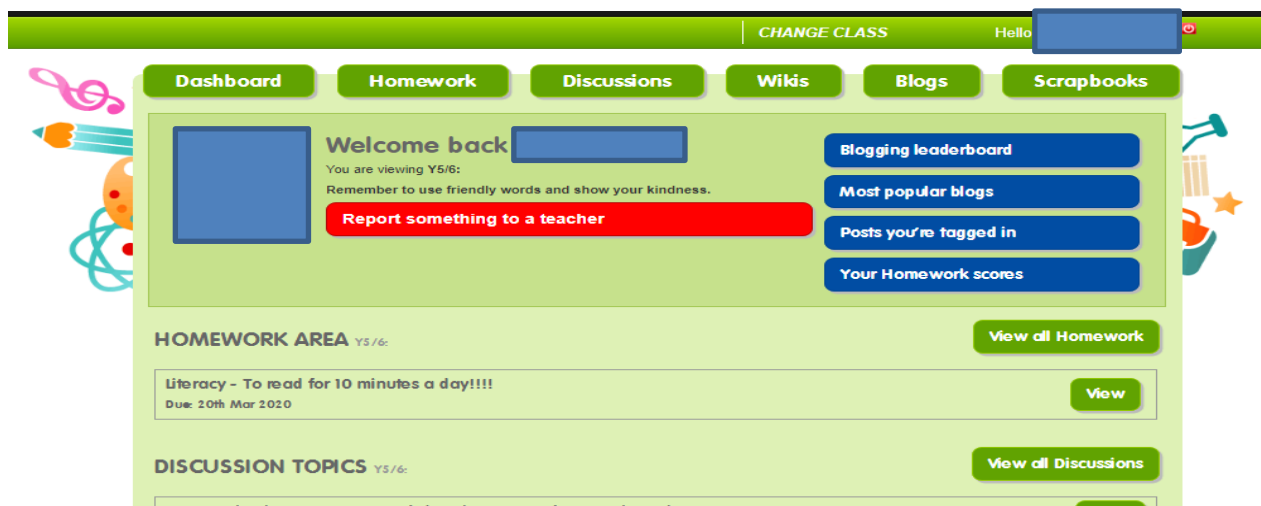
Scrapbooks are like web pages that you can setup, design and build yourself. You can add text, images and videos to these pages and build up information on a particular subject really quickly.

'Report something to a teacher' button

On the Dashboard, there is a red button labelled 'Report something to a teacher'. Your child is encouraged to use this button to report anything they come across which they feel may be inappropriate – **remember to use friendly words and show your kindness.**

However, we will encourage children to use this function if they have any **concerns, worries or questions they wish to direct to a teacher.**





School Spider – Pupil Tutorial

Click on the following link to view the tutorial which guides children through the pupil area on School Spider - https://www.youtube.com/watch?v=uDQRkhk_8so