

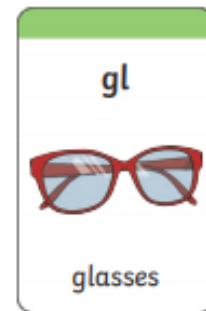


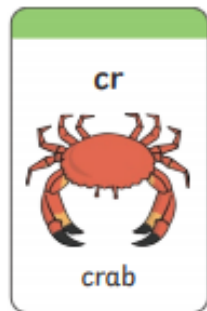
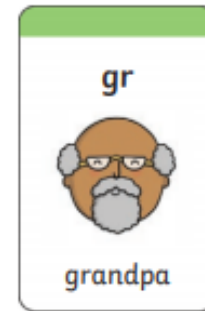

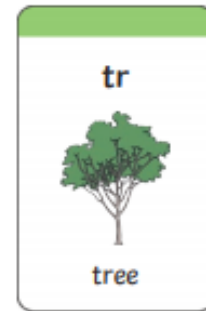
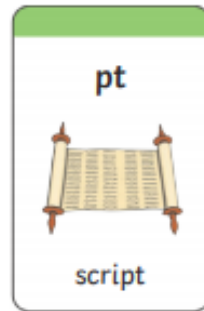

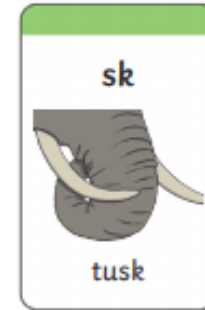
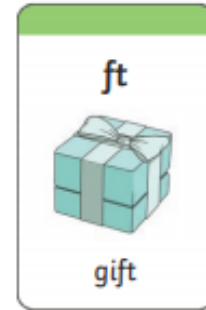
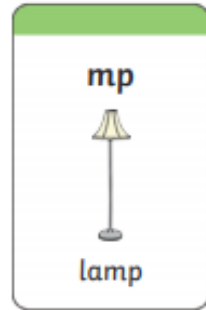
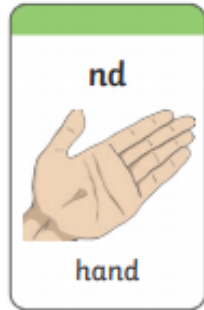

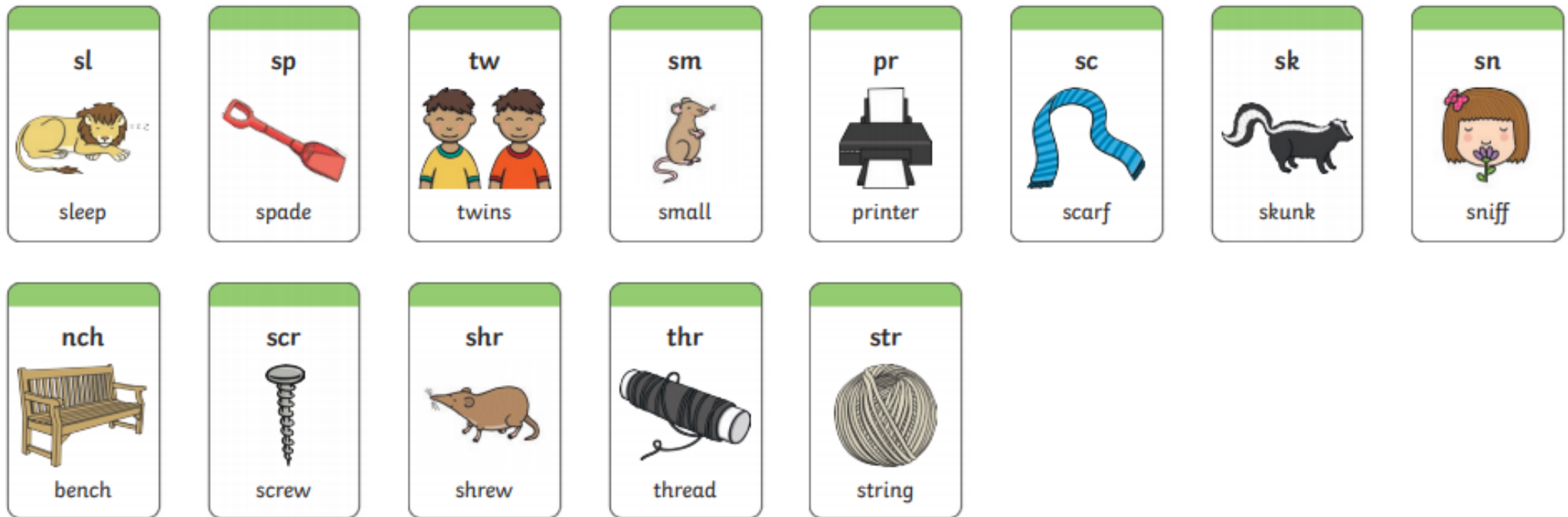


Phase 4 Phonics Consonant Blends and Clusters





Phase 4 phonics does not require children to learn any uniquely new sounds, but to begin to recognise how the sounds they have already learned are often blended together into ‘*clusters*’.

These *clusters* are useful for children to recognise on sight as it helps fluency when reading and spelling words.

Tips for home:

Scavenger hunts: choosing one or two *clusters*, challenge your child to find things that feature them around the home (may be easier for some clusters than others!).

Silly sentences: Together with your child think up words featuring a cluster and verbally construct a silly sentence using these words (challenge further by writing the sentence!). e.g. “*I stuck sticky stamps on the story books.*”

Cluster spotting: Pick a *cluster* and go hunting for it in a story book. Count how many you find in a book or chapter.